




# Just Orffin Around Kindergarten Choice Board



 **CLICK A LINK  
TO PLAY.**





HOME

## FINDING YOUR SINGING VOICE

Everybody can learn how to sing!!!! The first step is realizing that your voice can go much higher than you would expect. We spend all day talking - our voice isn't high or low. It just stays in the middle. We need to find the higher and the lower places our voices can go by breaking free!!

OUR TALKING VOICE

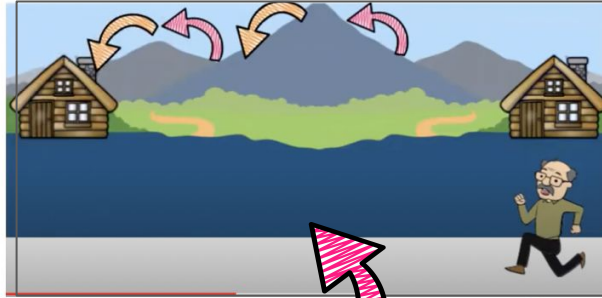


BREAKING FREE



Click the video link to watch the story "Mr. Wiggle And Mr. Waggle". Do the sound effects with me **BREAK FREE** from your talking voice.

## MR. WIGGLE AND MR. WAGGLE



CLICK



# THE RADETZKY MARCH JOHANN STRAUSS

Soldiers need to march together. Many composers wrote Marches in honor of the heroes defending their country. The "Radetzky March" was written in honor of an Austrian military hero - Joseph Radetzky. It sounds very proud, heroic, and inspirational. Can you pretend you are a soldier marching in a parade? Travel throughout your house and march to the music. Can you march

- Forwards?
- Backwards?
- To the left?
- To the right?
- With your hands?
- Can you think of your own way to march?



# THE RADETZKY MARCH JOHANN STRAUSS



1804-1849



**CLICK**



HOME

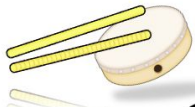
# LET'S MAKE A DRUM

Making a drum can be super easy. You can:

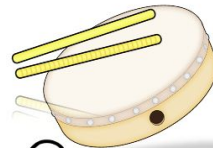

- Find a pot and use some utensils as drumsticks.
- Find a margarine container and use chopsticks as your drumsticks. How does the sound change if you add the cover of the container?
- Use your hands to play a tabletop.
- Use your hands to play on a wall.
- Find a book. Use it as a hand drum.



Once you have your drum, play the steady beat to the "Radetzky March" or try the rhythms on the next page.



# DRUM PLAYING



HOME



CLICK

# RHYTHM FUN

Can you clap "STOP"? How many sounds do you hear? You are right!!! "STOP" has 1 sound.

Can you clap "MARCH-ING"? How many sounds do you hear? You are right again!!!! "MARCH-ING" Has 2 sounds.

When you put the words into your hands, it is called rhythm. It is different than beat because the steady beat stays the same, but rhythm has short sounds and long sounds.

On the "Create a Rhythm" Worksheet, you get to choose whether there is 1 sound or 2 sounds on each beat. Try playing it on your drum. You can use the words "STOP" for 1 beat and "MARCH-ING" for 2 sounds.



# CREATE A RHYTHM

Add a rhythm to each box below.

Stop - 1 sound



March-ing - 2 sounds



--	--	--	--	--

--	--	--	--	--

--	--	--	--	--

Now, play your rhythms on your drum.



HOME



CLICK

# THE RADETZKY MARCH

## JOHANN STRAUSS

Johann Strauss was born in 1804. If he was alive today, he would be 216 years old!!!! He had 3 musical sons and they were all famous for composing dance music called waltzes.

Johann was a violinist and composer from Austria - a country in Europe. His most famous piece of music was the "Radetzky March". He wrote the March in 1848 - 1 year before he died. He was 45 years old when he passed away.



# THE RADETZKY MARCH

## JOHANN STRAUSS

1804-1849



CLICK



HOME

# LET'S DRAW A PARADE

We don't see soldiers all dressed up in parade very often anymore. At one time, parades were a way to celebrate a soldier's return home. They would march down the street and their friends and family would wave at them. In my imagination, I see fireworks, and soldiers in their fancy dress uniforms. A marching band plays the "Radetzky March". The people of the town are standing on the sidewalks waving as they go by. Some soldiers are marching but others are driving military vehicles. What do you see in your imagination? Draw a parade.



HOME

LET'S DRAW A PARADE



CLICK

# LET'S READ THE STEADY BEAT

Learning to read music has a lot in common with learning how to read print.

- You read left to right.
- You do a return sweep to read the next line.
- The end of the song has a double bar line. It is similar to a period.
- In the beginning, you start by pointing to each beat just like you point to each word.

Learn the poem "March". Point to each beat as you say the poem.



MARCH 2,3,4  
TURN AROUND AND TOUCH THE FLOOR  
5,6,7,8  
CLAD YOUR HANDS AND DON'T BE LATE.


MARCH

MARCH 2 3 4

TURN AROUND AND TOUCH THE FLOOR

5 6 7 8

CLAD YOUR HANDS AND DON'T BE LATE



HOME

MARCH

CLICK





JUST ORFFIN' AROUND

KINDERGARTEN

LET'S WRITE




A cartoon girl with black hair, wearing a blue shirt and grey pants, is standing on a stool and writing on a whiteboard with a red marker. The whiteboard has a red squiggle on it. The entire scene is framed by a decorative border of colorful flowers and leaves.

MARCH

Color the steady beats.



A 4x4 grid of 16 smiling stars, each with a simple face and a wide smile. The stars are arranged in four rows and four columns. The grid is enclosed in a dashed line border with stars at the corners and midpoints.




HOME



CLICK

THANK YOU



JUST ORFFIN AROUND

[CLICK OR COPY](#)  
[AND PASTE FOR](#)  
[GOOGLE LINK.](#)

<https://docs.google.com/presentation/d/1h6SQ20SAggfOoAzHLVWmzgKT0WcVYVf6qiV4uRZsyKw/copy>