

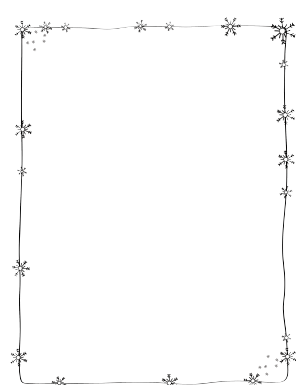
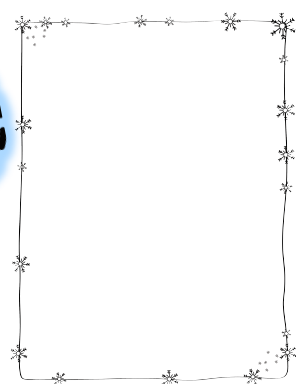
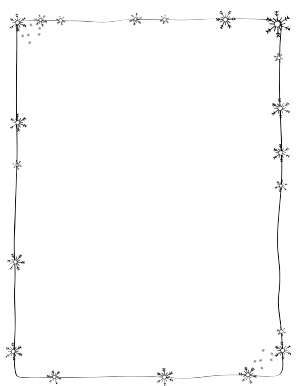
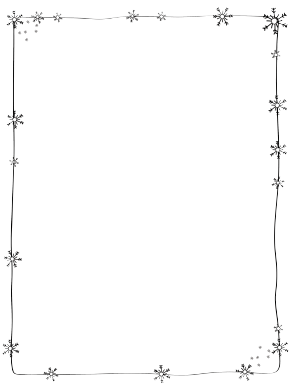



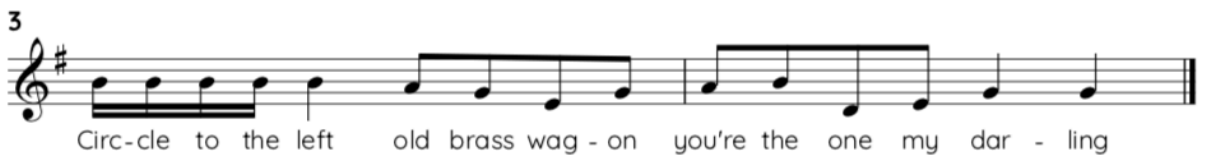
# Roll a Rhythm



# Old Brass Wagon.

## Old Brass Wagon





Traditional







Verse 2 Everybody clap  
Verse 3 Circle to the right  
Verse 4 Everybody jump  
Verse 5 Everybody swing



How many Phrases?  
Let's draw them in the air.







What do we need at the end  
to show the song is over?  
A Double Bar Line.













How many Beats are in phrase 1?  
Let's pat and count.



Music likes patterns.  
How many beats do you predict are  
In phrases 2, 3 and 4?  
Let's check.



How many sounds do you hear?  
Does it look right?





Let's sing it using the rhythm  
Syllables.

A musical staff with a blue dashed melodic line. Below the staff are four rhythmic patterns: a beamed eighth-note triplet, a quarter note, a pair of eighth notes, and another pair of eighth notes.


A musical staff with a blue dashed melodic line. Below the staff are four rhythmic patterns: a beamed eighth-note triplet, a quarter note, a pair of eighth notes, and another pair of eighth notes.

A musical staff with a blue dashed melodic line. Below the staff are four rhythmic patterns: a beamed eighth-note triplet, a quarter note, a pair of eighth notes, and another pair of eighth notes.

A musical staff with a blue dashed melodic line. Below the staff are four rhythmic patterns: a pair of eighth notes, a pair of eighth notes, a quarter note, and a quarter note. A double bar line is at the end of the staff.



\_\_\_\_\_ By: \_\_\_\_\_



Old Brass Wagon

Old Brass Wagon  
Draw the phrases.

1. \_\_\_\_\_

2. \_\_\_\_\_

3. \_\_\_\_\_

4. \_\_\_\_\_



\_\_\_\_\_

Add the rhythm to  
the beats and phrases.

1. \_\_\_\_\_

2. \_\_\_\_\_

3. \_\_\_\_\_

4. \_\_\_\_\_

\_\_\_\_\_

Add the beats to  
each phrase.

1. \_\_\_\_\_

2. \_\_\_\_\_

3. \_\_\_\_\_

4. \_\_\_\_\_



